



National Bank Limited

FINANCIAL ADMINISTRATION DIVISION

HEAD OFFICE: 116/1, KAZI NAZRUL ISLAM AVENUE, RAMNA, DHAKA-1000, BANGLADESH, TEL: PABX: +88-02-41032461-3, 41032435-36, FAX: 88-02-41032460, E-mail: fad@nblbd.com, URL/website: www.nblbd.com, SWIFT: NBLBDDDH

Consolidated Balance Sheet (Un-audited) As at June 30, 2023

	As at June 30, 2023	As at December 31, 2022
	Taka	Taka
PROPERTY AND ASSETS		
Cash		
Cash in hand (including foreign currencies)	3,730,494,965	6,031,313,168
Balance with Bangladesh Bank and its agent bank(s) (Including foreign currencies)	20,452,645,224	21,361,183,949
	24,183,140,189	27,392,497,117
Balance with other Banks and Financial Institutions		
In Bangladesh	1,260,934,644	1,259,363,324
Outside Bangladesh	1,523,377,619	1,182,514,823
	2,784,312,263	2,441,878,147
Money at call and short notice	91,300,000	91,300,000
Investments		
Government	384,930,488	12,315,385,586
Others	10,554,933,019	10,738,759,919
	10,939,863,507	23,054,145,505
Loans and advances		
Loans, cash credits, overdrafts etc.	424,352,008,368	421,275,200,067
Bills purchased & discounted	4,851,267,199	6,203,194,062
	429,203,275,567	427,478,394,129
Fixed assets including land, buildings, furniture and fixtures	3,365,918,171	3,460,964,120
Other assets	37,803,899,558	37,858,897,002
Non-banking assets	297,086,400	297,086,400
TOTAL ASSETS	508,668,795,655	522,075,162,420
LIABILITIES AND CAPITAL		
Liabilities		
Borrowings from other Banks, Financial Institutions and Agents	8,850,802,220	12,343,524,597
Deposits and other accounts		
Current deposits and other accounts	39,354,359,655	36,706,583,607
Bills payable	5,068,674,818	3,314,791,310
Savings bank deposits	61,710,583,148	61,129,741,726
Fixed deposits	94,881,857,193	108,828,965,832
Term deposits	208,933,376,748	213,469,810,579
	409,948,851,562	423,449,893,054
Subordinated bond	1,600,000,000	1,850,000,000
Start up fund	36,808,199	36,808,199
Other liabilities	53,023,849,385	42,525,889,325
TOTAL LIABILITIES	473,460,311,366	480,206,115,175
Shareholders' equity		
Paid up capital	32,197,395,700	32,197,395,700
Statutory reserve	17,228,087,280	17,228,087,280
General reserve	38,764,097	37,073,432
Other reserve	397,804,637	795,245,474
Retained earnings	(14,653,760,243)	(8,388,943,688)
TOTAL SHAREHOLDERS' EQUITY	35,208,291,471	41,868,858,198
Non-controlling Interests	192,818	189,047
TOTAL LIABILITIES AND SHAREHOLDERS' EQUITY	508,668,795,655	522,075,162,420
Net Assets Value per share (NAV)	10.94	13.00

Continued....



National Bank Limited

FINANCIAL ADMINISTRATION DIVISION

HEAD OFFICE: 116/1, KAZI NAZRUL ISLAM AVENUE, RAMNA, DHAKA-1000, BANGLADESH, TEL: PABX : +88-02-41032461-3, 41032435-36, FAX: 88-02-41032460, E-mail: fad@nblbd.com, URL/website: www.nblbd.com, SWIFT: NBLBDDH

OFF BALANCE SHEET ITEMS

Contingent Liabilities

Acceptances and endorsements
 Letters of guarantee
 Irrevocable letters of credit
 Bills for collection
 Other liabilities (Bad & Loss)

Other commitments

Lease rental commitments
 Documentary credits and short term trade -related transactions
 Forward assets purchased and forward deposits placed
 Undrawn note issuance and revolving facilities
 Undrawn formal standby facilities, credit lines and other commitments
 Spot and forward foreign exchange rate contracts
 Other exchange contracts


Claims against the Bank not acknowledged as debt

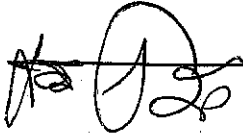
Total off B/S items (Including contingent liabilities)

As at June 30, 2023	As at December 31, 2022
Taka	Taka
14,736,273,755	15,843,138,214
10,052,353,728	10,956,605,661
21,659,865,669	21,781,470,364
7,445,922,080	8,882,997,560
-	-
53,894,415,232	57,464,211,799
-	-
-	-
-	-
-	-
-	-
1,468,800,300	-
-	-
1,468,800,300	-
-	-
1,468,800,300	-
55,363,215,532	57,464,211,799


 CFO/Head of Finance & Accounts


 Board & Company Secretary


 Managing Director & CEO


 Director


 Director/Chairperson



National Bank Limited

FINANCIAL ADMINISTRATION DIVISION

HEAD OFFICE: 116/A, KAZI NAZRUL ISLAM AVENUE, RAMNA, DHAKA-1000, BANGLADESH, TEL: PABX: +88-02-41032461-3, 41032435-36, FAX: 88-02-41032460, E-mail: fad@nblbd.com, URL: website: www.nblbd.com, SWIFT: NBLBDDH

Consolidated Profit and Loss Account (Un-audited) For the period from January 01, 2023 to June 30, 2023

	From 01 January to June 30, 2023	From 01 January to June 30, 2022	From 01 April to June 30, 2023	From 01 April to June 30, 2022
	Taka	Taka	Taka	Taka
Interest income	9,499,230,270	12,246,696,279	4,702,907,905	5,672,466,218
Less: Interest paid on deposits and borrowings	14,565,775,043	14,112,044,749	7,113,659,196	6,923,509,126
Net interest income	(5,066,544,773)	(1,865,348,470)	(2,410,751,291)	(1,251,042,908)
Investment income	4,718,040,431	4,377,694,660	1,861,138,505	2,515,297,171
Commission, exchange and brokerage	535,209,965	1,158,877,540	595,813,244	669,784,192
Other operating income	337,727,585	274,573,946	207,940,781	210,068,759
Total operating income	524,433,208	3,945,797,676	254,141,239	2,144,107,214
Salary and allowances	2,792,919,642	2,189,589,494	1,568,952,693	1,243,497,687
Rent, taxes, insurance, electricity etc.	627,564,781	597,703,120	327,875,629	307,297,549
Legal expenses	14,932,470	13,451,096	9,180,473	2,789,042
Postage, stamp, telecommunication etc.	43,047,667	46,916,134	26,186,352	22,973,874
Stationery, printing, advertisement, etc.	78,828,451	197,437,579	38,082,780	46,511,391
Managing director's salary and allowances	9,690,000	8,790,000	5,745,000	4,845,000
Directors' fees and other benefits	2,487,986	2,146,127	1,151,223	1,593,134
Audit fees	-	-	-	-
Charges on loan losses	40,301,547	5,498,487	40,301,547	5,341,243
Repairs, maintenance and depreciation	285,291,529	280,743,282	137,156,825	133,544,914
Other expenses	2,837,798,338	2,116,337,608	1,210,975,983	1,345,151,212
Total operating expenses	6,732,862,411	5,458,612,927	3,365,608,505	3,113,545,046
Profit before provision	(6,208,429,203)	(1,512,815,251)	(3,111,467,266)	(969,437,832)
Provision for loans and advances	-	-	-	-
Specific provision	-	-	-	-
General provision (Including Off B/S items)	-	-	-	-
Provision for other classified assets	-	-	-	-
Total provision	-	-	-	-
Profit before taxes	(6,208,429,203)	(1,512,815,251)	(3,111,467,266)	(969,437,832)
Provision for taxation	56,383,581	211,743,316	34,790,411	185,653,830
Deferred tax (income)/expenses	-	-	-	-
	56,383,581	211,743,316	34,790,411	185,653,830
Net Profit after taxation	(6,264,812,784)	(1,724,558,567)	(3,146,257,677)	(1,155,091,662)
Net Profit after tax attributable to:				
Non-controlling Interests	3,771	7,367	2,266	3,930
Equityholders of parent company	(6,264,816,555)	(1,724,565,934)	(3,146,259,943)	(1,155,095,592)
Profit after tax without minority interests	(6,264,816,555)	(1,724,565,934)	(3,146,259,943)	(1,155,095,592)
Retained earnings brought forward from previous year	(8,388,943,688)	779,091,211	-	-
	(14,653,760,243)	(945,474,723)	(3,146,259,943)	(1,155,095,592)
Appropriations				
Statutory reserve	-	-	-	-
	(14,653,760,243)	(945,474,723)	(3,146,259,943)	(1,155,095,592)
Retained earnings carried forward	(14,653,760,243)	(945,474,723)	(3,146,259,943)	(1,155,095,592)
Earnings per share (Re-stated)	(1.95)	(0.54)	(0.98)	(0.36)

CFO/Head of Finance & Accounts

Director

Board & Company Secretary

Managing Director & CEO

Director/Chairperson



National Bank Limited

FINANCIAL ADMINISTRATION DIVISION

HEAD OFFICE: 116/1, KAZI NAZRUL ISLAM AVENUE, RAMNA, DHAKA-1000, BANGLADESH, TEL: PABX: +88-02-41032461-3, 41032435-36, FAX: 88-02-41032460, E-mail: fad@nblbd.com, URL website: www.nblbd.com, SWIFT: NBLBDDH

Balance Sheet (Un-audited)

As at June 30, 2023

	As at June 30, 2023	As at December 31, 2022
	Taka	Taka
PROPERTY AND ASSETS		
Cash		
Cash in hand (including foreign currencies)	3,618,465,432	5,910,496,491
Balance with Bangladesh Bank and its agent bank(s) (Including foreign currencies)	20,452,645,224	21,361,183,949
	24,071,110,656	27,271,680,440
Balance with other Banks and Financial Institutions		
In Bangladesh	585,500,051	747,233,464
Outside Bangladesh	1,258,212,258	804,403,178
	1,843,712,309	1,551,636,642
Money at call and short notice		
	91,300,000	91,300,000
Investments		
Government	384,930,488	12,315,385,586
Others	13,062,515,548	13,423,344,159
	13,447,446,036	25,738,729,745
Loans and advances		
Loans, cash credits, overdrafts etc.	421,855,848,652	418,862,352,356
Bills purchased & discounted	4,851,267,199	6,203,194,062
	426,707,115,851	425,065,546,418
Fixed assets including land, buildings, furniture and fixtures		
	3,309,091,343	3,412,468,451
Other assets		
	37,698,032,937	38,017,868,519
Non-banking assets		
	297,086,400	297,086,400
TOTAL ASSETS	507,464,895,532	521,446,316,615
LIABILITIES AND CAPITAL		
Liabilities		
Borrowings from other Banks, Financial Institutions and Agents	8,850,802,220	12,343,524,597
Deposits and other accounts		
Current deposits and other accounts	39,446,123,318	36,773,413,290
Bills payable	5,068,674,818	3,314,791,310
Savings bank deposits	61,710,583,148	61,129,741,726
Fixed deposits	94,881,857,193	108,828,965,832
Term deposits	209,509,131,691	214,259,079,077
	410,616,370,168	424,305,991,235
Subordinated bond	1,600,000,000	1,850,000,000
Start up fund	36,808,199	36,808,199
Other liabilities	51,447,256,727	41,246,120,501
TOTAL LIABILITIES	472,551,237,314	479,782,444,532
Shareholders' equity		
Paid up capital	32,197,395,700	32,197,395,700
Statutory reserve	17,228,087,280	17,228,087,280
Other reserve	397,804,637	795,245,474
Retained earnings	(14,909,629,399)	(8,556,856,371)
TOTAL SHAREHOLDERS' EQUITY	34,913,658,218	41,663,872,083
TOTAL LIABILITIES AND SHAREHOLDERS' EQUITY	507,464,895,532	521,446,316,615
Net Assets Value per share (NAV)	10.84	12.94
Continued....		



National Bank Limited

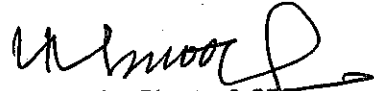
FINANCIAL ADMINISTRATION DIVISION

HEAD OFFICE: 116/1, KAZI NAZRUL ISLAM AVENUE, RAMNA, DHAKA-1000, BANGLADESH, TEL: PABX : +88-02-41032461-3, 41032435-36, FAX: 88-02-41032460, E-mail: fad@nblbd.com, URL/website: www.nblbd.com, SWIFT: NBLBDDH

	As at June 30, 2023	As at December 31, 2022
	<u>Taka</u>	<u>Taka</u>
OFF BALANCE SHEET ITEMS		
Contingent Liabilities		
Acceptances and endorsements	14,736,273,755	15,843,138,214
Letters of guarantee	10,052,353,728	10,956,605,661
Irrevocable letters of credit	21,659,865,669	21,781,470,364
Bills for collection	7,445,922,080	8,882,997,560
Other liabilities (Bad & Loss)	-	-
	53,894,415,232	57,464,211,799
Other commitments		
Lease rental commitments	-	-
Documentary credits and short term trade -related transactions	-	-
Forward assets purchased and forward deposits placed	-	-
Undrawn note issuance and revolving facilities	-	-
Undrawn formal standby facilities, credit lines and other commitments	-	-
Spot and forward foreign exchange rate contracts	1,468,800,300	-
Other exchange contracts	-	-
	1,468,800,300	-
Claims against the Bank not acknowledged as debt	-	-
	1,468,800,300	-
Total off B/S items (Including contingent liabilities)	55,363,215,532	57,464,211,799


CFO/Head of Finance & Accounts


Board & Company Secretary


Managing Director & CEO


Director


Director/Chairperson



National Bank Limited

FINANCIAL ADMINISTRATION DIVISION

HEAD OFFICE: 116/1, KAZI NAZRUL ISLAM AVENUE, RAMNA, DHAKA-1000, BANGLADESH, TEL: PABX: +88-02- 41032461-3,41032435-36, FAX: 88-02- 41032460, E-mail: fad@nblbd.com, URL/website: www.nblbd.com, SWIFT: NBLBDDH

Profit and Loss Account (Un-audited) For the period from January 01, 2023 to June 30, 2023

	From 01 January to June 30, 2023	From 01 January to June 30, 2022	From 01 April to June 30, 2023	From 01 April to June 30, 2022
	Taka	Taka	Taka	Taka
Interest income	9,400,400,603	12,086,566,549	4,667,888,334	5,575,415,118
Less: Interest paid on deposits and borrowings	14,565,775,043	14,112,044,749	7,113,659,196	6,923,509,126
Net interest income	(5,165,374,440)	(2,025,478,200)	(2,445,770,862)	(1,348,094,008)
Investment income	4,688,998,662	4,347,587,359	1,841,776,743	2,501,260,280
Commission, exchange and brokerage	352,945,320	970,849,036	504,527,702	551,373,423
Other operating income	334,385,071	271,329,521	206,332,042	208,489,815
Total operating income	210,954,613	3,564,287,716	106,865,625	1,913,029,510
Salary and allowances	2,706,757,683	2,123,788,510	1,521,886,801	1,208,374,510
Rent, taxes, insurance, electricity etc.	601,666,072	576,610,240	314,435,009	297,210,750
Legal expenses	14,932,470	13,451,096	9,180,473	2,789,042
Postage, stamp, telecommunication etc.	41,062,226	45,140,223	25,130,296	22,697,658
Stationery, printing, advertisement, etc.	76,317,710	196,084,392	36,242,764	45,978,421
Managing director's salary and allowances	9,690,000	8,790,000	5,745,000	4,845,000
Directors' fees and other benefits	1,120,552	1,040,703	464,550	591,150
Audit fees	-	-	-	-
Charges on loan losses	40,301,547	5,498,487	40,301,547	5,341,243
Repairs, maintenance and depreciation	272,725,561	275,469,172	129,370,947	130,966,190
Other expenses	2,799,153,820	2,081,662,492	1,188,852,330	1,327,275,734
Total operating expenses	6,563,727,641	5,327,535,315	3,271,609,717	3,046,069,698
Profit before provision	(6,352,773,028)	(1,763,247,599)	(3,164,744,092)	(1,133,040,188)
Provision for loans and advances				
Specific provision	-	-	-	-
General provision (Including Off B/S items)	-	-	-	-
Provision for other classified assets	-	-	-	-
Total provision	-	-	-	-
Profit before taxes	(6,352,773,028)	(1,763,247,599)	(3,164,744,092)	(1,133,040,188)
Provision for taxation	-	140,000,000	-	140,000,000
Deferred tax (income)/expenses	-	-	-	-
	-	140,000,000	-	140,000,000
Net Profit after taxation	(6,352,773,028)	(1,903,247,599)	(3,164,744,092)	(1,273,040,188)
Retained earnings brought forward from previous year	(8,556,856,371)	829,912,508	-	-
	(14,909,629,399)	(1,073,335,091)	(3,164,744,092)	(1,273,040,188)
Appropriations				
Statutory reserve	-	-	-	-
	-	-	-	-
Retained earnings carried forward	(14,909,629,399)	(1,073,335,091)	(3,164,744,092)	(1,273,040,188)
Earnings per share-(Re-stated)	(1.97)	(0.59)	(0.98)	(0.40)


CFO/Head of Finance & Accounts


Board & Company Secretary


Managing Director & CEO


Director


Director/Chairperson

National Bank Limited
Statement of Changes in Equity (Un-Audited)
For the period ended June 30, 2023

Particulars	(Figure in BDT)				
	Paid up Capital	Statutory Reserve	Other Reserve	Retained Earnings	Total
Balance on 01 January 2023	32,197,395,700	17,228,087,280	795,245,474	(8,556,856,371)	41,663,872,083
Net profit for the period	-	-	-	(6,352,773,028)	(6,352,773,028)
Addition /Adjustment of Revaluation Reserve of Govt. Treasury Bill, Bond and other Investments	-	-	(397,440,837)	-	(397,440,837)
Balance at June 30, 2023	32,197,395,700	17,228,087,280	397,804,637	(14,909,629,399)	34,913,658,218
Balance at December 31, 2022	32,197,395,700	17,228,087,280	795,245,474	(8,556,856,371)	41,663,872,083



National Bank Limited

FINANCIAL ADMINISTRATION DIVISION

HEAD OFFICE: 116/1, KAZI NAZRUL ISLAM AVENUE, RAMNA, DHAKA-1000, BANGLADESH, TEL: PABX: +88-02-41032461-3, 41032435-36, FAX: 88-02-41032460, E-mail: fad@nblbd.com, URL/website: www.nblbd.com, SWIFT: NBLBDDDH

Cash Flow Statement (Un-Audited)

For the period from January 01, 2023 to June 30, 2023

	June 2023 Taka	June 2022 Taka
A) Cash flows from operating activities		
Interest received	9,148,099,175	11,713,688,862
Interest paid	(9,502,966,791)	(9,277,056,095)
Income from Investment	3,272,561,227	1,808,723,027
Fees, commission, exchange & brokerage	352,945,320	970,849,036
Cash paid to employees	(2,567,568,235)	(2,133,619,213)
Cash paid to suppliers	(812,380,463)	(899,003,539)
Income taxes paid	(195,224,840)	(335,865,331)
Received from other operating activities	333,769,608	271,266,537
Paid for other operating activities	(284,034,783)	(282,780,089)
Operating profit before changes in operating assets and liabilities	(254,799,782)	1,836,203,195
Increase/(decrease) in operating assets & liabilities		
Sale of trading securities	66,526,308	170,993,683
Purchase of trading securities	(54,845,840)	(178,110,147)
Loans and advances to other banks	-	-
Loans and advances to customers	2,409,614,125	15,846,735,267
Other assets	(2,153,533,736)	(5,302,716,694)
Deposits from other Banks	(2,765,967,723)	(4,568,325,950)
Deposits from customers	(10,923,653,344)	(23,323,434,370)
Other liabilities	1,145,952,216	82,117,663
	(12,275,907,994)	(17,272,740,548)
Net cash used in operating activities	(12,530,707,776)	(15,436,537,353)
B) Cash flows from investing activities		
Proceeds from sale of Govt. & Unquoted securities	13,460,279,261	17,428,912,271
Investment made during the year (Govt. & Un-quoted securities)	-	(10,280,697,881)
Purchase of property, plant and equipment	(90,628,180)	(223,528,520)
Sale proceeds of fixed assets	241,455	159,853
Net cash received from investing activities	13,369,892,536	6,924,845,723
C) Cash flows from financing activities		
Borrowings from Other Banks, Financial Institutions and agents	(3,492,722,377)	149,371,210
Redemption of subordinated bond	(250,000,000)	(250,000,000)
Net cash received from financing activities	(3,742,722,377)	(100,628,790)
D) Net increase / (decrease) in cash and cash-equivalents (A+B+C)	(2,903,537,617)	(8,612,320,420)
E) Effects of exchange rate changes on cash and cash-equivalents	-	-
F) Cash and cash-equivalents at beginning of the period	28,920,122,182	28,267,213,468
G) Cash and cash-equivalents at end of the period (D+E+F)	26,016,584,565	19,654,893,048
Cash and cash-equivalents at end of the period		
Cash in hand (including foreign currencies)	3,618,465,432	4,050,498,621
Balances with Bangladesh Bank and its agent bank (s)	20,452,645,224	14,446,063,550
Balances with other Banks and Financial Institutions	1,843,712,309	1,054,736,977
Money at call and short notice	91,300,000	91,300,000
Prize bonds	10,461,600	12,293,900
	26,016,584,565	19,654,893,048
Net Operating Cash Flow per share (NOCPS)	(3.89)	(4.79)